

Scan or click
the QR-code



Windows for life



➤ Bespoke windows and doors for
new build, renovations, and extensions.

VELFAC[®]
WINDOWS FOR LIFE

Our Story



The story of our windows starts back in 1941, when Villum Kann Rasmussen (VKR) decided to start his own company.

The idea was to manufacture a new roof window that could improve light and ventilation in gloomy spaces. The name of his roof window was VELUX (ventilation, light).

In 1952 VELUX façade windows were launched, which later became VELFAC (ventilation, light, facade), and was registered as a trademark in 1962.

VELFAC is a member company of the Dovista Group, which consists of distinct vertical window and exterior door brands with solid local roots in European countries.

Today, Dovista and VELUX are both subsidiaries of VKR Holding, a worldwide group of companies with a vision to 'bring daylight, fresh air and a better environment into people's everyday lives'.

We have a 'model company' philosophy - 'to be a company which works with products useful to society and which treats its employees, customers, suppliers, and shareholders better than most other companies'. This commitment was first made by our Group founder in 1965 and has guided our company development ever since.

Bespoke windows and doors



All VELFAC windows and doors are tailor made so they can be designed to suit your home, your style and the way you live. You can choose from a wide range of shapes, sizes and configurations to create glazing that complements your property perfectly.

Our experienced team is here to guide you through the process, offering advice and design inspiration to help bring your vision to life.

Not only will the slim frame bring more daylight into your home, it will also ensure a timeless finish that that will look great and perform brilliantly for many years to come.

➤ If you would like to visit a showroom to get the most out of your window design, **contact us:**

Scan or click
the QR-code



Optimised energy performance



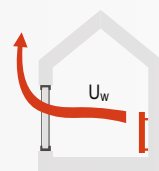
VELFAC glazing is designed to deliver comfortable living spaces. Our expert team can optimise window performance for every room by tailoring specification to reflect window position and room orientation.

With U-values that can go as low as $0.8\text{W}/\text{m}^2\text{k}$, VELFAC window and door systems are designed to meet – and exceed – current building regulations for energy performance.

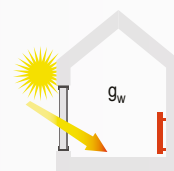
> What is the U-Value?

U-values are the measurement of heat loss through the building fabric including window or door glass and framing. The lower the U-Value, the better the window or door will keep heat inside.

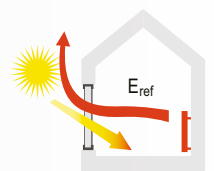
Energy datasheets available for weighted U-values across the project



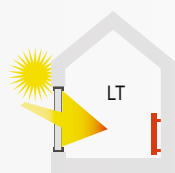
Rate of heat loss through window



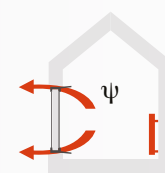
Total solar heat gain through window



Energy balance of a standard window



Light transmittance through window



Linear thermal transmittance through window once installed



The wood used in VELFAC products is FSC® certified, sourced from northern european forests.

Contributing to a sustainable future

We believe every action, big or small, can make a change and lead to a more sustainable future.



When manufacturing our windows and doors we use precision cutting technology to **minimise waste** as much as possible, and residual wood and sawdust are collected for recycling or used to heat our factories.



Our windows have an **expected lifespan of minimum 40 years** if maintained properly. This helps to reduce the turnover of building materials and therefore reduces the carbon footprint.



Slim VELFAC frames allow **up to 15% more light** to enter the interior, providing a better daylight contribution and reducing the need for artificial light.



We joined the **UN Global Compact** and we work with **validated science based targets** to reduce our CO2 emissions.



We only use **FSC®-certified wood** in the production of our windows and doors, and all the wood treatments are water based.



2/3 of the aluminium used in VELFAC profiles is manufactured using **renewable energy**, and around 40% comes from recycled sources.

Invest in your family security



VELFAC window frames are proven to be safe and secure.

New windows are a big investment and it is important to know that the windows you choose will offer the best protection possible. It's all about security by choosing windows that minimize the risk of uninvited guests.

For example, VELFAC window construction reduces the risk of forced entry by utilising security glazing, with the result that glass cannot be removed from the outside.

Feel safe at home

VELFAC offers a range of products certified by Secured by Design, the flagship initiative to 'design out crime' from the Association of Chief Police Officers (ACPO).

To gain Secured by Design accreditation, VELFAC windows have met stringent security standards with the result that VELFAC products have been awarded 'Police Preferred Specification' status.

This requirement is designed to ensure windows and doors resist physical attack by a casual or opportunist burglar by being sufficiently robust and fitted with appropriate hardware. The testing process consists of attempted forced entry using common burglary tools, plus a mechanical loading of the windows and door to gain entry.

Secured by Design



Official Police Security Initiative

Key features:

- › 'Police Preferred Specification' status
- › Feel safe in your own home
- › Reduce the risk of forced entry

Windows



Discover VELFAC windows product range

VELFAC 200

54mm composite frame, made of aluminum on the outside and wood on the inside, ideal for new build contemporary houses



VELFAC RIBO alu clad / timber

Solid 93mm frame in aluminium clad wood, or timber – suited to most property styles from modern to traditional



VELFAC Classic alu clad / timber

Crafted 93mm frame in aluminium clad wood, or timber – ideal for heritage or country styled housing



VELFAC 200 windows





The VELFAC 200 System is a design icon, and the unique arrangement of frame means the sightlines are super-slim and identical for both opening and fixed lights alike.

This means that it is possible to create larger screens combining elements to create a modular architectural feature.



Triple glazing



Energy efficient = 0.82 W/m²K



Rw 43dB **sound reduction**



Security - PAS 24 / Part Q and SBD compliant



Sightlines

54mm opening, 54mm fixed



Wind resistance Class C4 (1600Pa or 114mph wind speed - hurricane)



Water tightness 600Pa (70mph wind speed - violent storm)



12 years **product warranty**

VELFAC RIBO windows





VELFAC Ribo is a flush faced casement window with options for aesthetic glazing bars that can provide style solutions to suit most new-build housing types and styles.

Slim sightlines and flush casements provide an elegant look externally, and the internal wood frame creates a warm natural feeling to inside spaces.

Available in both aluminium clad wood, or timber only frames.



Double or triple glazing



Sightlines

93mm opening, 50mm fixed



Energy efficient = 0.77 W/m²K



Wind resistance Class C4 (1600Pa or 114mph wind speed - hurricane)



Rw 42dB **sound reduction**



Water tightness 600Pa (70mph wind speed - violent storm)



Security - PAS 24 / Part Q and SBD compliant



10 years **product warranty** for alu. clad, 5 year for timber

VELFAC Classic windows





VELFAC Classic is a flush faced casement window with options for aesthetic glazing bars that can provide style solutions to complement heritage and country styled properties.

Slim sightlines and flush casements provide an elegant look externally, and the internal moulded wood frame creates a warm natural feeling to inside spaces.

Available in both aluminium clad wood, or timber only frames.



Double or triple glazing



Sightlines

93mm opening, 50mm fixed



Energy efficient = 0.80 W/m²K



Wind resistance Class C4 (1600Pa or 114mph wind speed - hurricane)



Rw 43dB **sound reduction**



Water tightness 600Pa (70mph wind speed - violent storm)



Security - PAS 24 / Part Q and SBD compliant



10 years **product warranty** for alu. clad, 5 years for timber

Patio doors



Discover VELFAC patio doors product range

VELFAC 200 patio doors

54mm composite frame, made of aluminum on the outside and wood on the inside, ideal for new build contemporary houses



VELFAC RIBO alu clad / timber patio doors

Solid 143mm frame in aluminium clad wood, or timber - suited to most property styles from modern to traditional



VELFAC Classic alu clad / timber patio doors

Crafted 143mm frame in aluminium clad wood, or timber - ideal for heritage or country styled housing



VELFAC 200 patio doors





VELFAC 200 patio doors are the ideal complement to your VELFAC windows.

Featuring the same uniform sightlines that make VELFAC windows so distinctive, they allow a seamless transition from door to window.



Triple glazing



Energy efficient = 0.82 W/m²K



Rw 43dB **sound reduction**



Security – PAS 24 / Part Q and SBD compliant (single doors)



Sightlines

54mm opening, 54mm fixed



Wind resistance Class C4 (1600Pa or 114mph wind speed - hurricane)




Water tightness 600Pa (60mph wind speed - violent storm)



5 years **product warranty**

VELFAC RIBO patio doors





VELFAC Ribo is a flush faced patio door system that provides style solutions to suit most new-build housing types and styles.

Slim sightlines and flush casements provide an elegant look externally, and the internal wood frame creates a warm natural feeling to inside spaces.

Available in both aluminium clad wood or timber only frames (sliding doors are alu. clad only), and with options for aesthetic glazing bars for inward or outward opening doors.



Double or triple glazing



Sightlines

143mm opening, 50mm fixed



Energy efficient = 0.83 W/m²K



Wind resistance Class C4 (1600Pa or 114mph wind speed - hurricane)



Rw 38dB **sound reduction**



Water tightness 300Pa (50mph wind speed - strong gale)



Security - PAS 24 / Part Q and SBD compliant



5 years **product warranty**

VELFAC Classic patio doors





VELFAC Classic is a flush faced casement patio door system with options for aesthetic glazing bars that can provide style solutions to complement heritage and country styled properties.

Slim sightlines and flush casements provide an elegant look externally, and the internal moulded wood frame creates a warm natural feeling to inside spaces.

Available in both aluminium clad wood or timber only frames.



Double or triple glazing



Sightlines

143mm opening, 50mm fixed



Energy efficient = 0.83 W/m²K



Wind resistance Class C4 (1600Pa or 114mph wind speed - hurricane)



Rw 38dB **sound reduction**



Water tightness 300Pa (50mph wind speed - strong gale)



Security - PAS 24 / Part Q and SBD compliant



5 years **product warranty**

VELFAC Signature Sliding Doors





VELFAC Signature Sliding Doors are constructed from alu. clad wood frames with a low 20mm threshold, and are designed for use in showcase low-rise housing projects.

It features a minimalist design with narrow angled framing, affording an impressive inflow of light and enhancing your view. Sizes are available up to 5.9m wide and 2.7m high (4.78m x 2.5m with PAS24/Part Q compliance), so huge glazed features can be created.



Triple glazing



Energy efficient = 0.88 W/m²K



Rw 40dB sound reduction
(estimated)



Security
PAS 24 / Part Q compliant



Sightlines

147mm opening, 45mm fixed



Wind resistance Class C2

(800Pa or 80mph wind speed - hurricane)



Water tightness 600Pa

(60mph wind speed - violent storm)



5 years **product warranty**

Inspiration - Mood board





➤ If you would like to visit a showroom to get the most out of your window design, **contact us:**

Scan or click the QR-code



Inspiration – Mood board





Entrance doors



VELFAC flush doors



VELFAC entrance doors are made from high quality materials and tested for the harsh Scandinavian weather, ensuring high durability and excellent thermal insulation. Each door, whether flush or glazed, can be personalised adding glass panes or glazing bars



Plain



Plain with square multi lights



Plain with diamond light



Fishbone with diamond glass



Vertical with small rectangle glass



Plain with long rectangle glass and kick plate



3 horizontal grooves



4 horizontal grooves



5 horizontal grooves



Plain with half round glass



Plain with round glass



Classic

Inspiration – door combinations







VELFAC entrance doors are available in two types:

➤ **Flush doors** – constructed from alu. clad or wood frames, and wood door leaves, flush doors are available in a number of external designs and can incorporate a range of glass apertures. External profiling can also be specified for added detail and interest.

➤ **Glazed doors** – featuring an alu. clad or wood construction, glazed doors provide maximum daylight. They are available in a wide range of panel configurations - and glazing bar options - resulting in an impressive variety of glazing designs.

All doors are available with Ribo or Classic frame profiles.



VELFAC glazed doors

A VELFAC door combines contemporary style with all the high performance features you would expect of a door built to VELFAC standards.



Glazed door



Glazed door with 1 glazing bar



Glazed door with 2 glazing bars



Glazed door with sidelight and 2 glazing bars



Glazed door with 1 panel



Glazed door with 2 bottom panels



Two top lights and 2 bottom panels



Top multi lights and one bottom panel



Two top lights and 3 bottom panels


Frame colours and finishes

Mix and match hundreds of frame colours and surface finishes.

With VELFAC, you can choose the ideal colour for your new windows and you can specify different colours for internal and external frames.

The external frames can be finished in any RAL colour, and granite or metallic finishes. VELFAC Standard RAL colours come at no additional costs.

VELFAC standard colours*



*Overview of RAL standard colours: All colours are available in gloss and matt finish. RAL 1035 is available in 88% gloss only and has a longer lead time.

Actual colours may vary slightly, due to different device screens or print settings.

Please request samples to be sure of your colour choice.

Key features

- > Wide range of standard colours
- > Granite or Metallic available as special finish options



Glazing options

With VELFAC you can not only customise window colour, shape and accessories, but also the ideal glass to meet performance demands and to satisfy privacy needs. Our team of experts can advise on the best glass options for your home.



› VELFAC Standard

Provides a light, pleasant interior and a clear view of the external environment. Choose between double or triple glazing depending on the age of your home or your energy efficiency needs.

› VELFAC Sound

Effective glazing is fundamental to noise control – VELFAC SOUND glazing provides a range of strategies for acoustic control without compromising the beauty of the VELFAC frame.

› VELFAC Sun



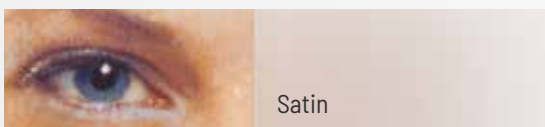
Is designed to reduce solar gain and glare, and is ideal for South or West facing facades, or large areas of glass. VELFAC SUN reflects up to 60% of the sun's heat while allowing plenty of natural light to enter the interior.

› VELFAC Safety

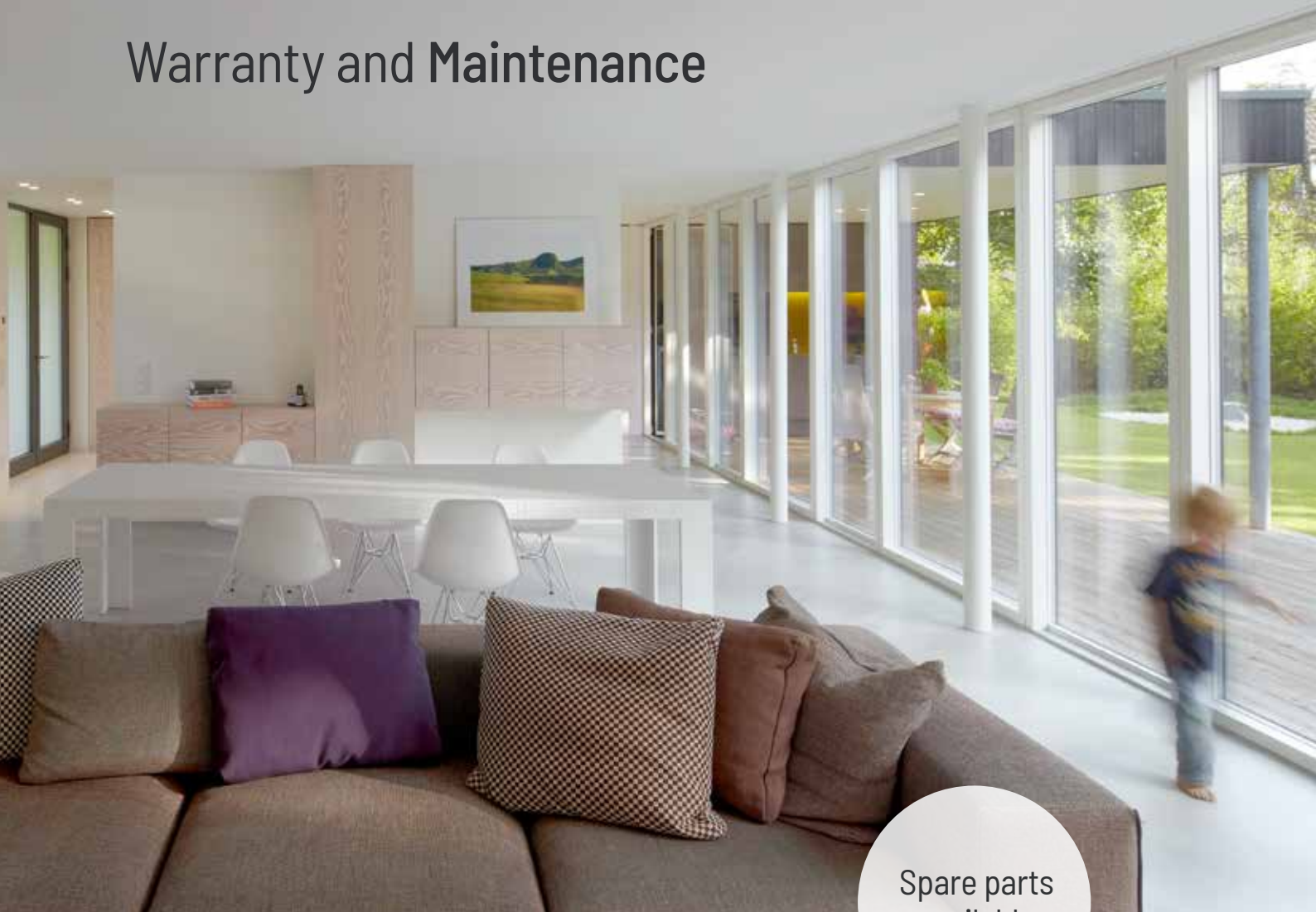
Choose VELFAC SAFETY glazing in areas where glazing is at risk from human impact (safe breakage) or where glazing is required to form a physical barrier between levels (containment).

VELFAC Decór

It is available in five different designs:



Warranty and Maintenance



Spare parts available

VELFAC aluminium/wood windows have an expected operational lifetime of 40 years or more. All it takes to maintain our windows is regular cleaning and oiling once a year.

VELFAC has a nationwide network of approved service partners, so we can reach any issues that arise in good time.

We are so sure about the quality and durability of our products that we offer a comprehensive product warranty of 12 Years for V200 windows, 10 Years for Ribo and Classic alu. clad windows, 5 years on all patio, sliding & entrance doors, and 5 years on wood windows.



Contact VELFAC

VELFAC work with a strong & supportive network of approved distributors across the UK. Contact us with your project details, and we will connect you with the most suitable distributor to ensure you receive the best possible service.

➤ **VELFAC**
T: 01480 759510
E: velfac@dovista.com

Scan to get a quote



Looking for new windows?

Follow 5 easy steps



For more info about our products, services or for inspiration, please visit our website: www.VELFAC.co.uk



The mark of responsible forestry
FSC® C101947



VELFAC Domestic Projects

The Forum, Ground Floor
Lancaster Way
Ermine Business Park
Huntingdon, Cambridgeshire
PE29 6XU

T: 01480 759510
velfac@dovista.com
www.VELFAC.co.uk

